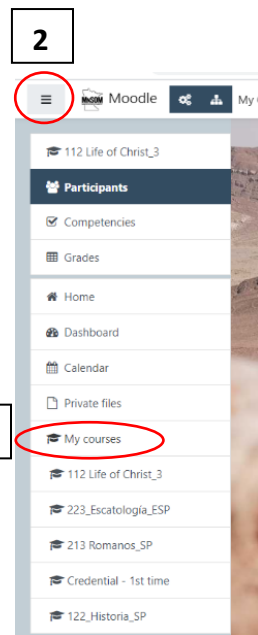
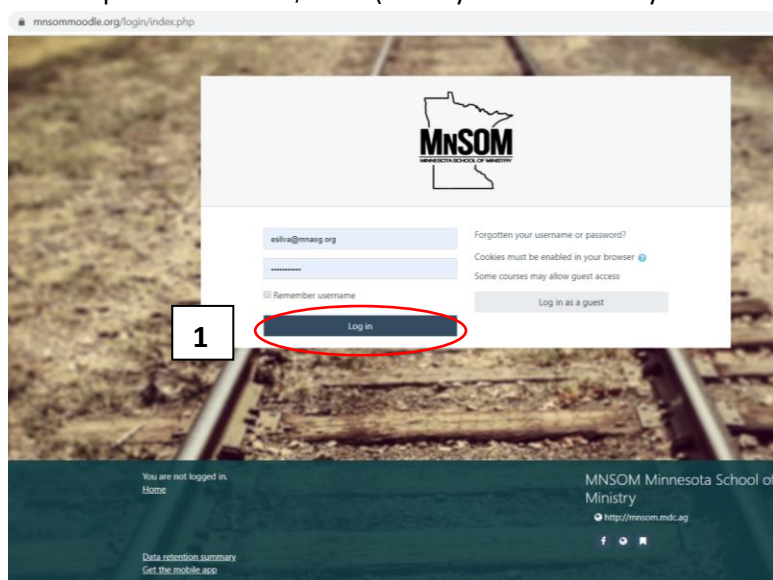


# How to use Moodle for MNSOM classes - Website

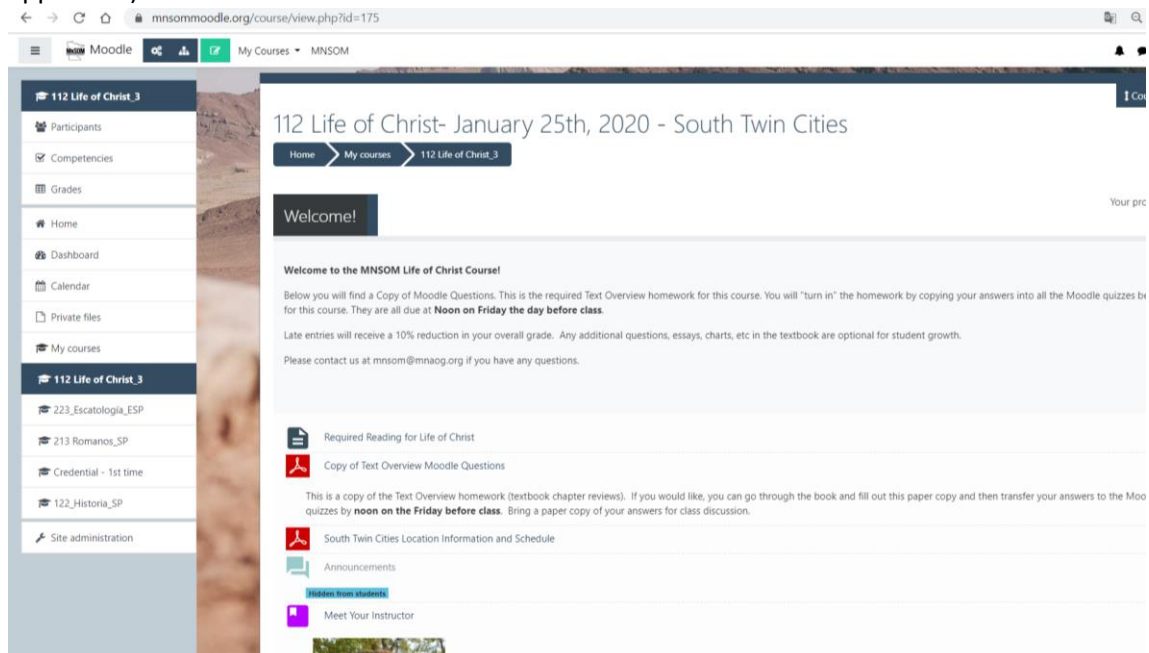
1. Log-in to [www.mnsommoodle.org/login/index.php](http://www.mnsommoodle.org/login/index.php)

Username: *your email*

Default password: *Jesus\$1234* (enter your new one if you've changed it)



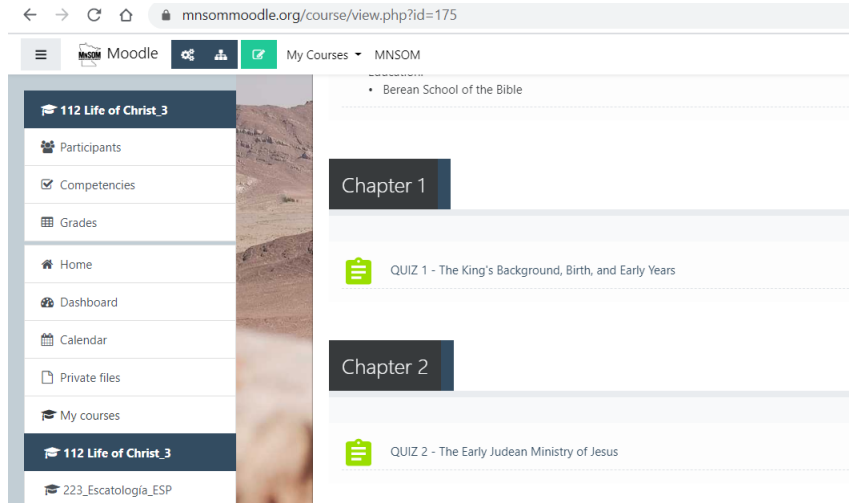
2. Open the left menu with the three lines if not already open.
3. Look under My Courses for the class you wish to open.
4. The Welcome screen will give you information about the class. It will list the *Required Reading*, *Copy of the Text Overview* (homework), *Location Information and Schedule*, *Announcements* (if applicable) and *Meet Your Instructor*.



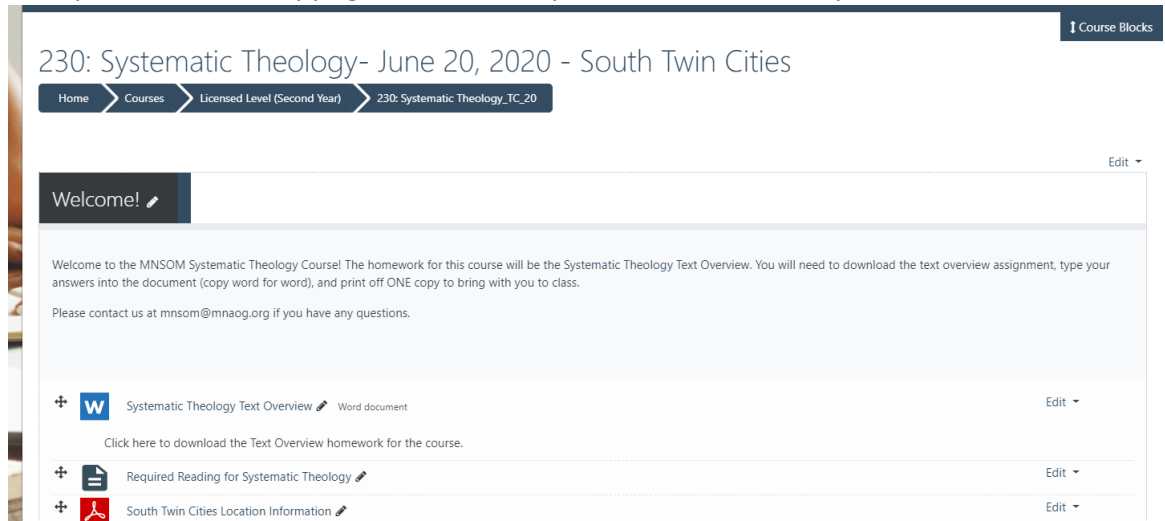
5. The *Required Reading* will open an image of the book cover and a link to one place it can be purchased (usually Amazon or Christianbook.com). Feel free to buy it from where you wish. Amazon is usually faster. We recommend the most current version of the book for class use.

6. The *Copy of the Text Overview* is the homework for the class.
- Half of the classes use *Faith and Action* textbooks. We call these **Moodle classes** as the homework is turned in through “quizzes” on Moodle. Copy your answers from your homework into the “quizzes”.  
*Note: Some classes have had questions improved from the textbook printed versions so please use the PDF in Moodle as the official version of the homework for MNSOM.*

Test: The test on class day for these courses will normally be 50 questions based on the Text Overview. They will be in Multiple Choice, True/False, or Matching formats.

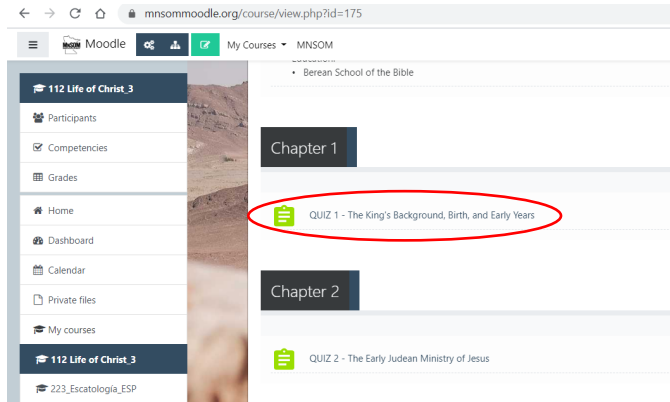


- The other half of the classes use AG pastor/leader-written books. We call these **Bible Institute classes**. The homework is a Microsoft Word document that you download, TYPE your answers in copying from the book, print, and turn in when you arrive at class.

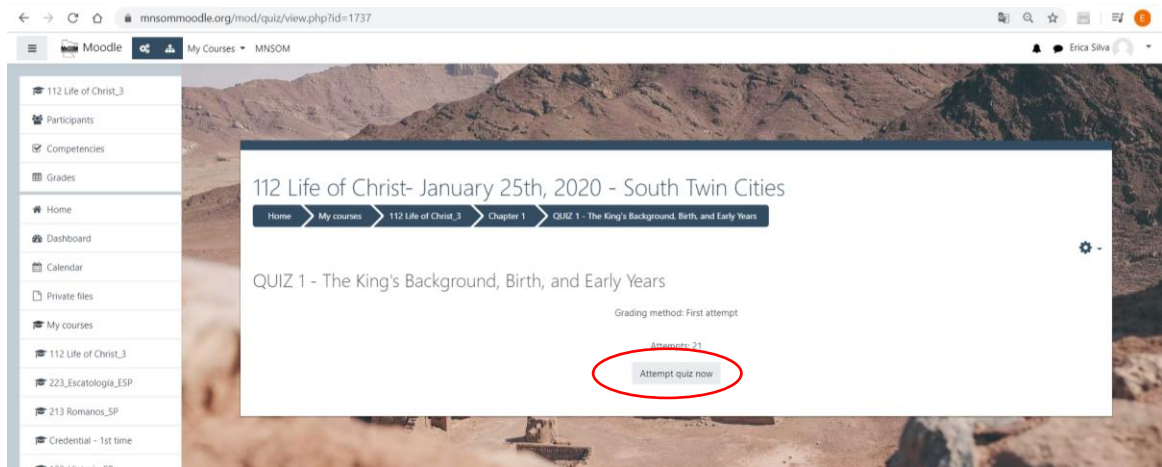


# How to Turn in Moodle Homework- Website

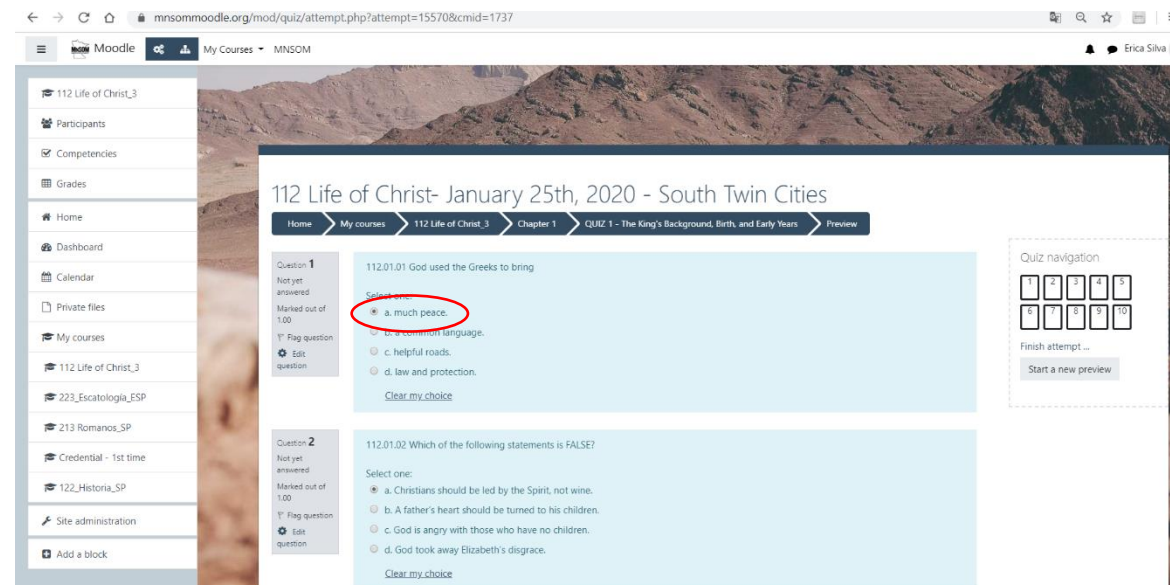
1. Click on the chapter you have completed.



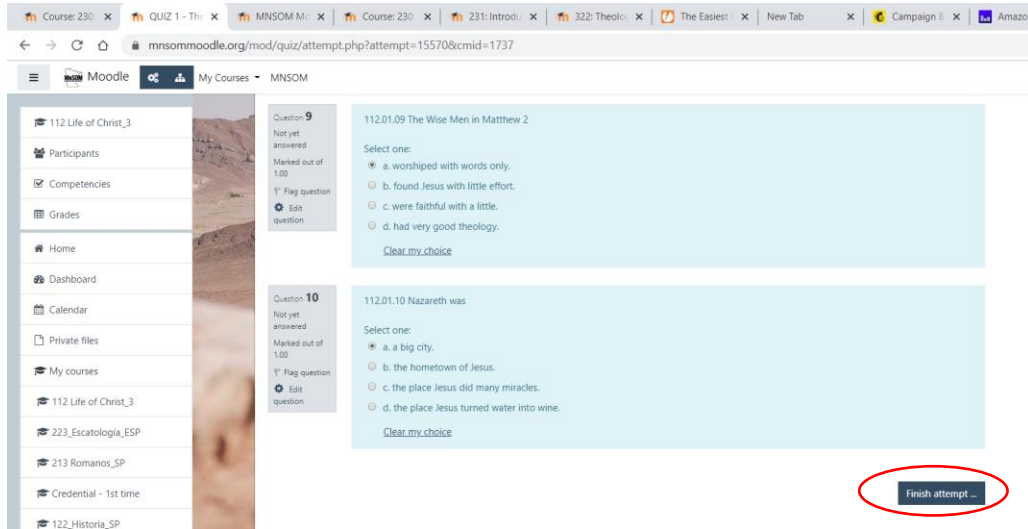
2. Click *Attempt quiz now*



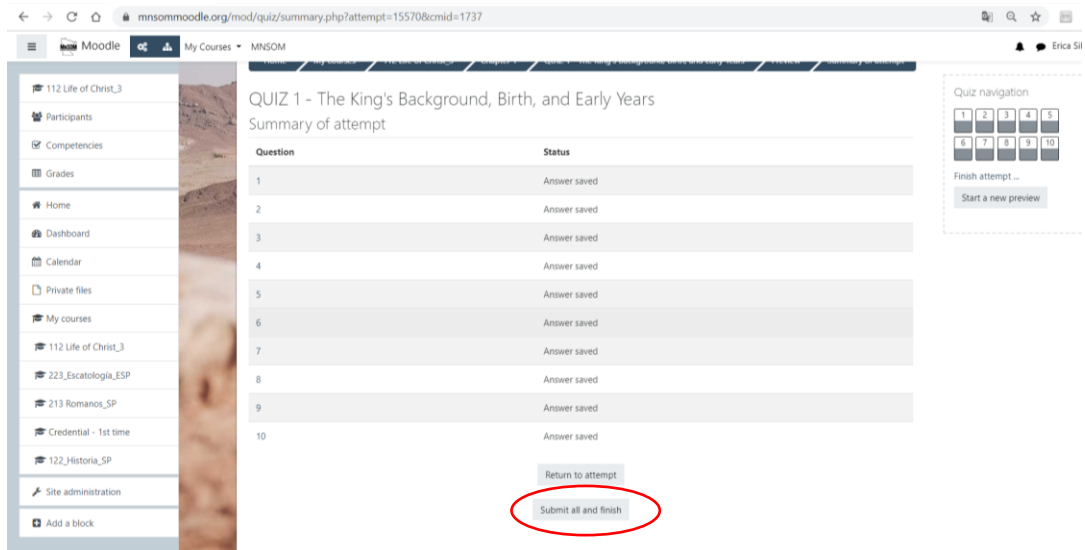
3. CAREFULLY and slowly click the correct answers, copying from your homework.



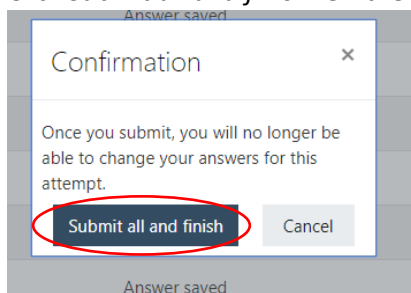
4. Once you have entered all 10 answers, click *Finish attempt...*



5. Confirm that all 10 say “Answer saved” before continuing to make sure you didn’t skip any. Click *Return to attempt* if you need to edit any answers.



6. Click *Submit all and finish*. On the pop-up confirmation box, click *Submit all and finish* again.



- The correct answers will now show below each question. A summary of the wrong (red) and right (green with checkmark) shows to the right. This will be your official score for your MNSOM grade and will be given to your instructor before class.

## 112 Life of Christ- January 25th, 2020 - South Twin Cities

Home > My courses > 112 Life of Christ\_3 > Chapter 1 > QUIZ 1 - The King's Background, Birth, and Early Years > Preview

<b>Started on</b>	Tuesday, 25 February 2020, 10:12 AM
<b>State</b>	Finished
<b>Completed on</b>	Tuesday, 25 February 2020, 10:21 AM
<b>Time taken</b>	8 mins 56 secs
<b>Grade</b>	2.00 out of 10.00 (20%)

Question 1  
Incorrect  
Mark 0.00 out of 1.00  
Flag question  
Edit question

112.01.01 God used the Greeks to bring

Select one:

- a. much peace. ✘
- b. a common language.
- c. helpful roads.
- d. law and protection.

See page 16.

The correct answer is: a common language.

Quiz navigation



Finish review

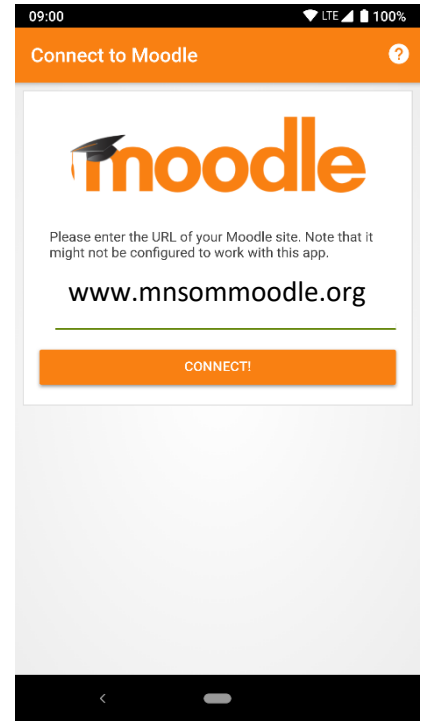
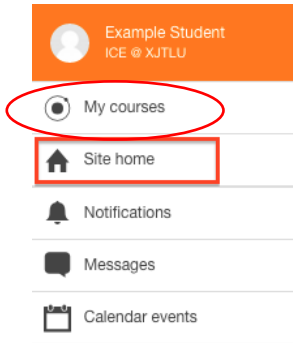
Start a new preview

- Feel free to attempt quizzes more times as study practice. Only the first attempt will count towards your grade.
- The test on class day for these courses will be 50 questions selected from the Text Overview.
- To make sure you have submitted all of the homework, click *Grades* on the left menu and scroll to see that it has entered a score for every chapter.

QUIZ 1 - The King's Background, Birth, and Early Years	7.69 %	10.00	0.00-10.00	100.00 %	7.69 %
QUIZ 2 - The Early Judean Ministry of Jesus	7.69 %	10.00	0.00-10.00	100.00 %	7.69 %
QUIZ 3 - The Teachings of the King	7.69 %	10.00	0.00-10.00	100.00 %	7.69 %
QUIZ 4 - The Power of the King	7.69 %	9.00	0.00-10.00	90.00 %	6.92 %
QUIZ 5 - The Rejection of the King in Jerusalem	7.69 %	10.00	0.00-10.00	100.00 %	7.69 %
QUIZ 6 - The Later Ministry in Galilee	7.69 %	10.00	0.00-10.00	100.00 %	7.69 %
QUIZ 7 - Ministry in Northern Galilee	7.69 %	10.00	0.00-10.00	100.00 %	7.69 %
QUIZ 8 - The Journey Towards Judea - Part 1	7.69 %	10.00	0.00-10.00	100.00 %	7.69 %
QUIZ 9 - The Journey Toward Judea - Part 2	7.69 %	7.00	0.00-10.00	70.00 %	5.38 %
QUIZ 10 - Final Month in Ephraim	7.69 %	10.00	0.00-10.00	100.00 %	7.69 %
QUIZ 11- Saturday Through Tuesday	7.69 %	10.00	0.00-10.00	100.00 %	7.69 %
QUIZ 12 - Wednesday	7.69 %	10.00	0.00-10.00	100.00 %	7.69 %
QUIZ 13 - Thursday Through Sunday, and the Final Forty Days	7.69 %	10.00	0.00-10.00	100.00 %	7.69 %

# How to use Moodle for MNSOM classes – Mobile App

1. Download the mobile app “Moodle” from your application store.
2. Enter [www.mnsommoodle.org](http://www.mnsommoodle.org) in the setup when it prompts you for the URL of your Moodle Site.
3. When it opens the login page, enter your username (email) and password (default is *Jesus2468!*).
4. Find your class under My Courses. Open your class. Follow instructions for the **website version** (previous pages) to find class information and take quizzes, if applicable.



5. Click on *Grades* on the top menu to see that you have scores for all of the chapters you have entered.

